



BD[®] Insyte Autoguard[™] BC Shielded IV Catheter with Blood Control Technology

Confidence. Control. Comfort.



Insyte Autoguard™ BC

Shielded IV Catheter with Blood Control Technology



Insyte Autoguard™ BC IV Catheter eliminates the need to apply venous compression during insertion⁵

Confidently keep blood in its place—away from you and your patients

With every PIVC insertion attempt, healthcare workers (HCWs) risk exposure to patient blood.¹⁻³ When you have to apply pressure after removing the needle and making the initial connection, the risk of blood exposure increases. Blood leakage may expose HCWs to more than 30 dangerous bloodborne pathogens, including hepatitis B (HBV), hepatitis C (HCV), and human immunodeficiency virus (HIV).⁴ Your worries can be minimized with the Insyte Autoguard™ Shielded IV Catheter with Blood Control Technology.

The Insyte Autoguard™ BC Shielded IV Catheter with Blood Control Technology takes safety to a new level:

- No need to apply venous compression during insertion⁵
- Demonstrated a 95% reduction in the risk of blood exposure*⁵
- Needlestick injury protection


*Compared to a non-blood-control catheter.

The mechanics of confidence, control and comfort

BD® Instaflash™ Needle Technology (*now on all 18-24-gauge catheters*)

Blood control technology is designed to stop the flow of blood from the catheter hub until the initial luer connection is made


Push-button needle shielding technology



Proprietary BD® Vialon™ Catheter Material softens, enabling longer dwell time and reducing the chance of phlebitis

Tall push tab and three ridges designed to prevent rotation of the catheter hub during advancement

Complete needle encapsulation



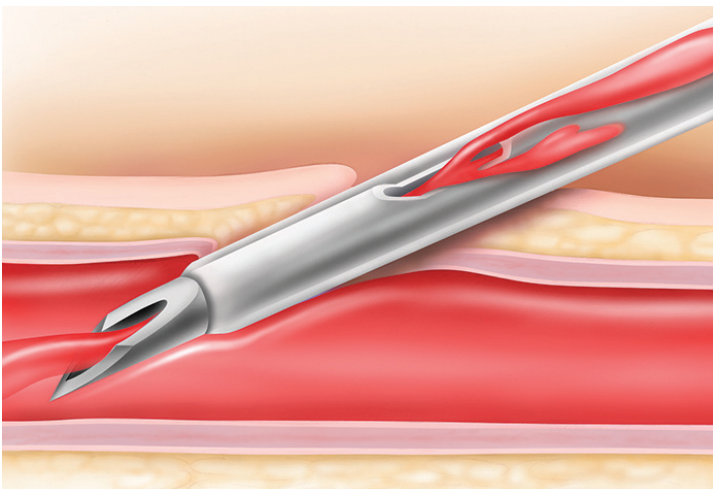


Patient comfort as a priority

The Insyte Autoguard™ BC Shielded IV Catheter with Blood Control Technology is constructed using Vialon™ Catheter Material. Proprietary Vialon™ Catheter Material softens, enabling longer dwell time and reducing the chance of phlebitis up to 69%.⁸⁻¹⁰

98%

In a healthy human study, 98% of clinicians indicated they felt no risk of blood exposure during insertion when using Insyte Autoguard™ BC IV Catheters.^{‡,5}



Instafly™ Needle Technology

Be in complete control at the point of insertion

First-insertion success is the goal. Quick blood visualization may help improve insertion success and therefore reduce insertion attempts.

Instafly™ Needle Technology incorporates a notched needle, which has clinically demonstrated improved first-attempt insertion success, reducing painful hit-and-miss insertions.^{**6,7}

**Compared to a non-notched needle.

Every patient is unique. Each has different needs requiring different therapies. The Insyte Autoguard™ BC Shielded IV Catheter with Blood Control Technology offers a full range of sizes to meet those needs.

Insyte Autoguard™ BC Shielded IV Catheter with Blood Control Technology

Catalog no.

Straight	Winged	Color	Gauge	Catheter length (in)	Catheter ID (mm)	Catheter OD (mm)	Gravity flow rate (mL/min)	High pressure rating (psi)	Packaging
382512	382612	Yellow	24	0.75	0.4826–0.5588	0.6604–0.7366	20	N/A	50/box 200/case
382523	382623	Blue	22	1.00	0.6096–0.6858	0.8382–0.9144	37	300	50/box 200/case
382533	382633	Pink	20	1.00	0.7620–0.8382	1.0414–1.1176	63	300	50/box 200/case
382534	382634	Pink	20	1.16	0.7620–0.8382	1.0414–1.1176	61	300	50/box 200/case
382537	382637	Pink	20	1.88	0.7620–0.8382	1.0414–1.1176	54	300	50/box 200/case
382544	382644	Green	18	1.16	0.9398–1.0160	1.2700–1.3462	95	300	50/box 200/case
382547	382647	Green	18	1.88	0.9398–1.0160	1.2700–1.3462	87	300	50/box 200/case
382554	382654	Gray	16	1.16	1.3208–1.3970	1.7018–1.7780	193	N/A	50/box 200/case
382557	382657	Gray	16	1.77	1.3208–1.3970	1.7018–1.7780	185	N/A	50/box 200/case

* Compared to a non-blood-control catheter. † Compared to an FEP catheter. ‡ Insyte Autoguard™ BC Pro IV Catheters incorporate the same blood control technology.

Contact your local sales representative or BD Customer Service at 888.237.2762

Consult product insert for complete instructions, warnings and cautions.

References

1. Tarantola A, Abiteboul D, Rachline A. Infection risks following accidental exposure to blood or body fluids in health care workers: a review of pathogens transmitted in published cases. *Am J Infect Control*. 2006;34:367-375.
2. Haeseler G, Hildebrand M, Fritscher J. Efficacy and ease of use of an intravenous catheter designed to prevent blood leakage: a prospective observational trial. *JVA*. 2015; 16 (3):233-236. DOI: 10.5301/jva.5000334.
3. Jagger J Perry J, Parker G, et al. Survey results: Blood exposure risk during peripheral IV catheter insertion and removal. *Nursing*. 2011;41(12):45-49. doi:10.1097/01.NURSE.0000407678.81635.62
4. European Biosafety Network. Prevention of Sharps Injuries in the Hospital and Healthcare Sector. *European Biosafety Network Implementation Guidance Toolkit for EU Council Directive*. 2010/32/EU. January 2013. Available at www.europeansafetynetwork.eu (accessed May 2017).
5. Onia R, Eshu-Wilson I, Arce C, et al. Evaluation of a new safety peripheral IV catheter designed to reduce mucocutaneous blood exposure. *CMRO*. 2011;27(7):1339-1346.
6. van Loon FHJ, Timmerman R, den Brok GPH, Korsten EHM, Dierick-van Daele ATM, Bouwman ARA. The impact of a notched peripheral intravenous catheter on the first attempt success rate in hospitalized adults: block-randomized trial. *JVA*. 2021 doi: 10.1177/1129729821990217.
7. Seetharam AM, Raju U, Suresh K. A randomized controlled study to compare first stick success with Instafash technology: The FIRSST study. *JVA*. 2022 doi:10.1177/11297298221080369.
8. Kus B, Buyukilmaz F. Effectiveness of Vialon biomaterial versus Teflon catheters for peripheral intravenous placement: A randomized clinical trial. *Jpn J Nurs Sci*. 2020;e12328. <https://doi.org/10.1111/jjns.12328>
9. Maki DG, Ringer M. Risk factors for infusion-related phlebitis with small peripheral venous catheters. *Annals of Internal Medicine*. 1991;114:845-854.
10. Gaukroger PB, Roberts JG, Manners TA. Infusion thrombophlebitis: a prospective comparison of 645 Vialon and Teflon cannulae in anaesthetic and postoperative use. *Anaesthesia and Intensive Care*. 1988;16:265-271.

BD, Sandy, UT 84070, U.S.

bd.com

